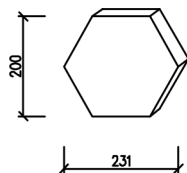
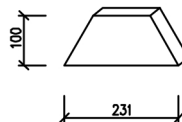


SEKA®

Tvarovky



normál



polovička

Farebnosť

sivá,

mix (žlto-červeno-hnedá kombinácia)

Tabuľka základných údajov

Tvarovka	Rozmery [cm]	Spotreba [ks/m ²]
normál	23,1 x 20	28,87
polovička	23,1 x 10	57,74 (2,89 ks/bm)

výška : 6 cm

plošná hmotnosť : 145 kg/m²

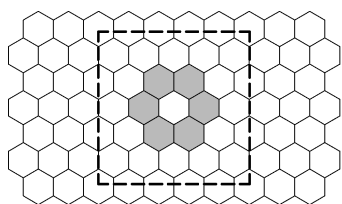
Poznámka : Dlažba Seka sa dodáva výhradne na kombinovaných paletách - pomer plôch tvarov normál : jeden a pol = 7,66 : 1

Použitie

Seka je elegantná dlažba vhodná najmä na dláždenie peších zón, oddychových priestorov, parkov a terás.

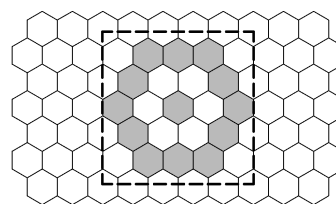
SEK-ob01 6 ks – normál odlišnej farby

(0,60x0,58 m)



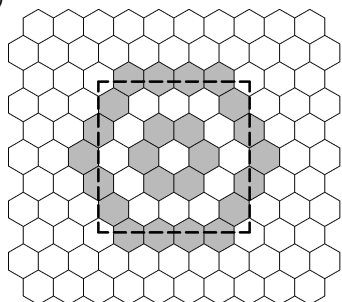
SEK-ob02 13 ks – normál odlišnej farby

(1,00x0,92 m)



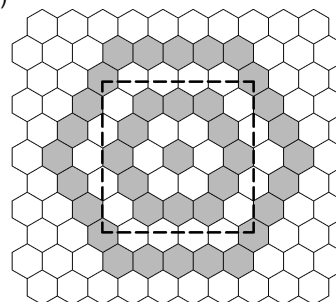
SEK-ob03 24 ks – normál odlišnej farby

(1,40x1,27 m)




SEK-ob04 37 ks – normál odlišnej farby


(1,80x1,62 m)




SEK-ob05 60 ks – normál odlišnej farby
(3,00x2,66 m)




SEK-ob06 78 ks – normál odlišnej farby
(3,00x2,66 m)




SEK-ob07 78 ks – normál odlišnej farby
(3,35x3,00 m)




SEK-ob08 96 ks – normál odlišnej farby
(3,35x3,00 m)



SEK-ob09 73 ks – normál odlišnej farby
(3,35x3,20 m)




SEK-ob10 91 ks – normál odlišnej farby
(3,35x3,20 m)




SEK-ob11 109 ks – normál odlišnej farby

(3,35x3,20 m)




SEK-ob12 121 ks – normál odlišnej farby

(3,35x3,20 m)




SEK-ob13 100 ks – normál odlišnej farby

(4,04x3,70 m)




SEK-ob14 85 ks – normál odlišnej farby

(3,35x3,80 m)




SEK-ob15 145 ks – normál odlišnej farby

(3,70x3,60 m)




SEK-ob16 169 ks – normál odlišnej farby

(4,20x3,70 m)




SEK-ob17 211 ks – normál odlišnej farby

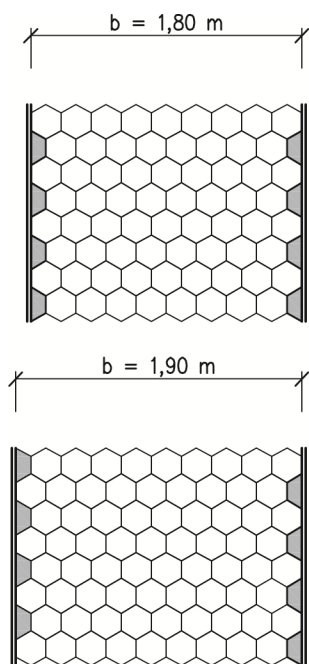
(4,04x4,60 m)

**SEK-ob18** 133 ks – normál odlišnej farby

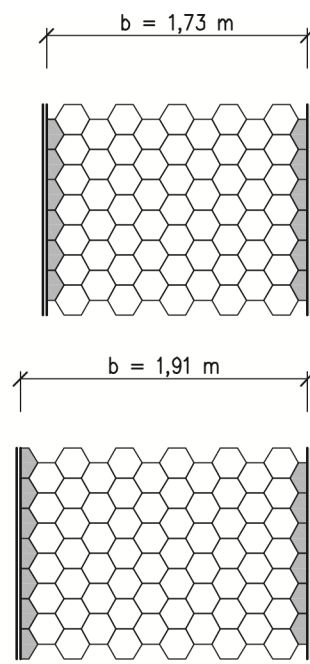
(4,20x4,73 m)

**SEK-ch01**

b [m]	normál [ks/m]	polovička [ks/m]
0,70	11,55	5,77
0,80	14,43	5,77
0,90	17,32	5,77
1,00	20,21	5,77
1,10	23,09	5,77
1,20	25,98	5,77
1,30	28,87	5,77
1,40	31,75	5,77
1,50	34,64	5,77
1,60	37,53	5,77
1,70	40,41	5,77
1,80	43,30	5,77
1,90	46,19	5,77
2,00	49,07	5,77

**SEK-ch02**

b [m]	normál [ks/m]
0,69	20,00
0,87	25,00
1,04	30,00
1,21	35,00
1,39	40,00
1,56	45,00
1,73	50,00
1,91	55,00
2,08	60,00
2,25	65,00



Okraje sa riešia rozpolením tvaroviek normál.

SEK-ch03

Príklady riešenia chodníkov pre rôzne uhly zalomenia. Okraje sa riešia buď pomocou tvaroviek polovička alebo rozpolením tvaroviek normál.

