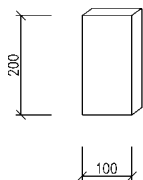
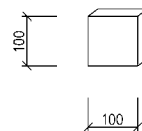


KLASIKO®

Tvarovky



normál



polovička

Farebnosť

sivá, červená, hnedá, grafit (na zvláštnu objednávku oker, biela, žltá, zelená, modrá)
 ombra (červeno-grafitová kombinácia)

Tabuľka základných údajov

Tvarovka	Rozmery [cm]	Spotreba [ks/m ²]
normál	20 x 10	50,00
polovička	10 x 10	100,00

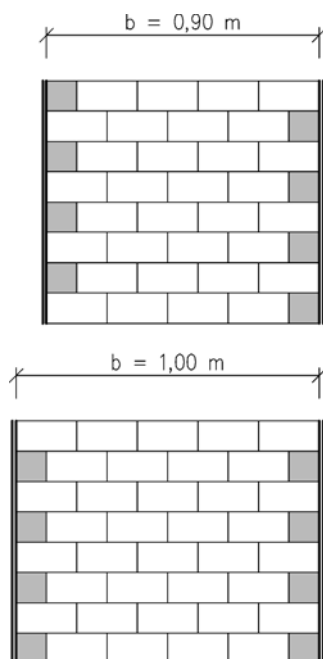
výška : 6 alebo 8 cm pre tvarovku *normál*, 6 cm pre tvarovku *polovička*
 plošná hmotnosť : 145 / 190 kg/m²

Použitie

Čisté línie a jednoduchý tvar umožňujú vytvoriť decentne pôsobiacu plochu.

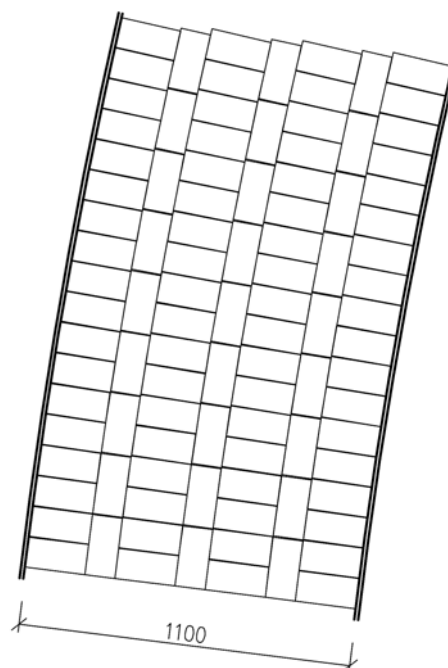
KLA-ch01

b [m]	normál [ks/m]	polov. [ks/m]
0,80	35,00	10,00
0,90	40,00	10,00
1,00	45,00	10,00
1,10	50,00	10,00
1,20	55,00	10,00
1,30	60,00	10,00
1,40	65,00	10,00
1,50	70,00	10,00
1,60	75,00	10,00
1,70	80,00	10,00
1,80	85,00	10,00
1,90	90,00	10,00
2,00	95,00	10,00

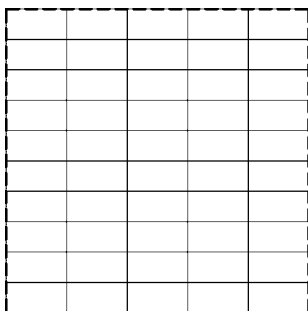


KLA-ch02

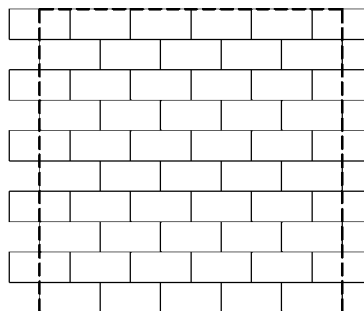
príklad riešenia chodníka v oblúku



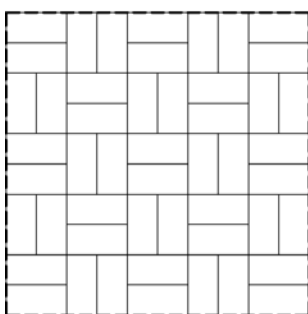
KLA-p01 50,00 ks/m² – normál



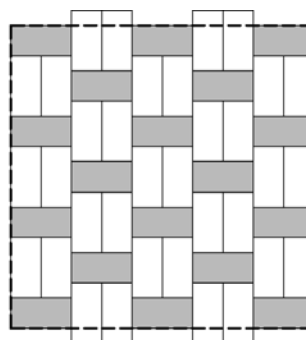
KLA-p02 50,00 ks/m² – normál



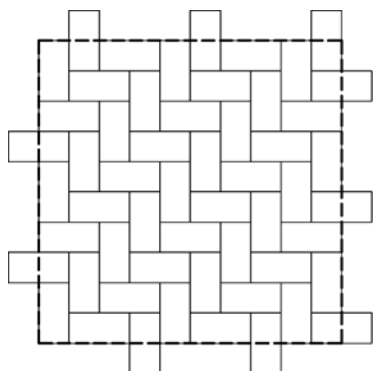
KLA-p03 50,00 ks/m² – normál



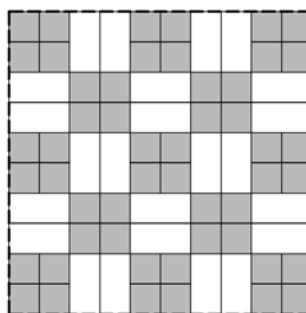
KLA-p04 33,33 (16,67) ks/m² – normál I (II)



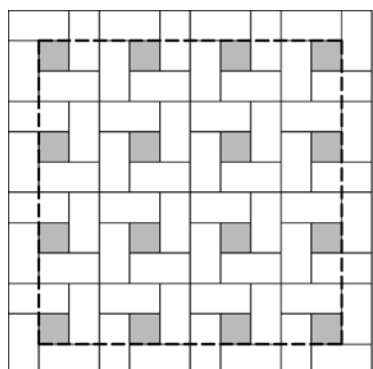
KLA-p05 50,00 ks/m² – normál



KLA-p06 25,00 ks/m² – normál
50,00 ks/m² – polovička



KLA-p07 44,44 ks/m² – normál
11,11 ks/m² – polovička



KLA-p08 24,00 (24,00) ks/m² – normál I (II)
2,00 (2,00) ks/m² – polovička I (II)

